

## ANALYSIS FEEDBACK

### STUDENT SATISFACTION SURVEY (SSS) 2018-19

**No. of respondents: 127**

1. How much of the Syllabus was covered in the class?			
Variable	Grade	No. of Response	%
85-100%	4	95	75
70-84%	3	32	25
55-69%	2	0	0
30-54%	1	0	0
Below 30%	0	0	0
2. How well did the teachers prepare for the classes?			
Variable	Grade	No. of Response	%
Thoroughly	4	60	47
Satisfactorily	3	58	45
Poorly	2	07	6
Indifferently	1	02	2
Won't Teach at all	0	0	0
3. How well were the teachers able to communicate?			
Variable	Grade	No. of Response	%
Always effective	4	87	68
Sometimes effective	3	33	26
Just satisfactorily	2	07	6
Generally ineffective	1	0	0
Very poor communication	0	0	0
4. The teacher's approach to teaching can best be described as			
Variable	Grade	No. of Response	%
Excellent	4	39	31
Very good	3	61	48
Good	2	26	20
Fair	1	01	1
Poor	0	0	0
5. Fairness of the internal evaluation process by the teachers.			
Variable	Grade	No. of Response	%
Always fair	4	74	58
Usually fair	3	45	35
Sometimes unfair	2	07	6
Usually unfair	1	01	1
Unfair	0	0	0
6. Was your performance in assignments discussed with you?			
Variable	Grade	No. of Response	%
Every time	4	85	67
Usually	3	33	26
Occasionally/Sometimes	2	09	7
Rarely	1	0	0
Never	0	0	0
7. The institute takes active interest in promoting internship, student exchange and field visit opportunities for students.			
Variable	Grade	No. of Response	%
Regularly	4	44	35
Often	3	35	28
Sometimes	2	37	29
Rarely	1	08	6
Never	0	03	2

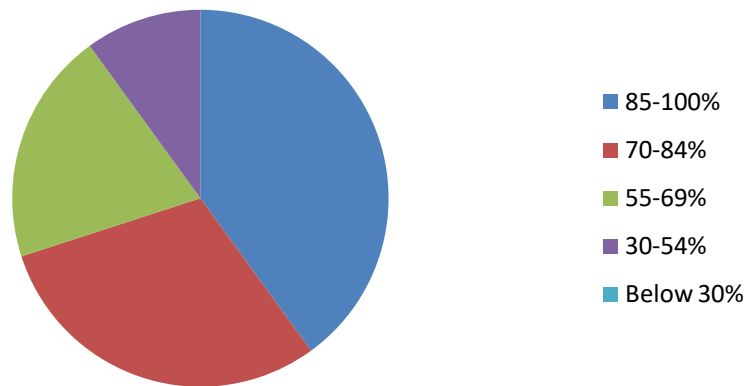
<b>8. The teaching and mentoring process in your institution facilitates you in cognitive, social and emotional growth</b>			
Variable	Grade	No. of Response	%
Significantly	4	32	25
Very well	3	67	53
Moderately	2	25	20
Marginally	1	01	1
Not at all	0	02	2
<b>9. The institution provides multiple opportunities to learn and grow.</b>			
Variable	Grade	No. of Response	%
Strongly agree	4	55	43
Agree	3	61	48
Neutral	2	09	7
Disagree	1	02	2
Strongly disagree	0	0	0
<b>10. Teachers inform you about you expected competencies, course out comes and programme out comes.</b>			
Variable	Grade	No. of Response	%
Every time	4	64	50
Usually	3	40	32
Occasionally/Sometimes	2	20	16
Rarely	1	01	1
Never	0	02	2
<b>11. Your mentor does a necessary follow-up with an assigned task to you.</b>			
Variable	Grade	No. of Response	%
Every time	4	53	42
Usually	3	51	40
Occasionally/Sometimes	2	17	13
Rarely	1	04	3
I don't have a mentor	0	02	2
<b>12. The teachers illustrate the concepts through examples and applications.</b>			
Variable	Grade	No. of Response	%
Every time	4	78	61
Usually	3	35	28
Occasionally/Sometimes	2	08	6
Rarely	1	04	3
Never	0	02	2
<b>13. The teachers identify your strengths and encourage you with providing right level of challenges.</b>			
Variable	Grade	No. of Response	%
Fully	4	74	58
Reasonably	3	42	33
Partially	2	04	4
Slightly	1	06	5
Unable to	0	01	1
<b>14. Teachers are able to identify your weaknesses and help you to overcome them.</b>			
Variable	Grade	No. of Response	%
Every time	4	62	49
Usually	3	43	34
Occasionally/Sometimes	2	12	10
Rarely	1	05	4
Never	0	05	4
<b>15. The institution makes effort to engage students in the monitoring, review and continuous quality improvement of the teaching learning process.</b>			

Variable	Grade	No. of Response	%
Strongly agree	4	48	38
Agree	3	64	50
Neutral	2	14	11
Disagree	1	01	1
Strongly disagree	0	0	0
<b>16. The institute/teachers use student centric methods, such as experiential learning, participative learning and problem solving methodologies for enhancing learning experiences.</b>			
Variable	Grade	No. of Response	%
To a great extent	4	40	31
Moderate	3	60	47
Some what	2	19	14
Very little	1	07	5
Not at all	0	01	1
<b>17. Teachers encourage you to participate in extra curricular activities.</b>			
Variable	Grade	No. of Response	%
Strongly agree	4	77	61
Agree	3	40	31
Neutral	2	06	5
Disagree	1	04	3
Strongly disagree	0	0	0
<b>18. Efforts are made by the institute/ teachers to inculcate soft skills, life skills and employability skills to make you ready for the world of work.</b>			
Variable	Grade	No. of Response	%
To a great extent	4	63	49
Moderate	3	38	30
Some what	2	17	13
Very little	1	05	4
Not at all	0	04	3
<b>19. What percentage of teachers use ICT tools such as LCD projector, Multimedia, etc. while teaching.</b>			
Variable	Grade	No. of Response	%
Above 90%	4	10	8
70-89%	3	33	26
50-69%	2	31	24
30-49%	1	21	17
Below 29%	0	32	25
<b>20. The overall quality of teaching-learning process in your institute is very good.</b>			
Variable	Grade	No. of Response	%
Strongly agree	4	61	48
Agree	3	55	43
Neutral	2	07	5
Disagree	1	04	3
Strongly disagree	0	0	0

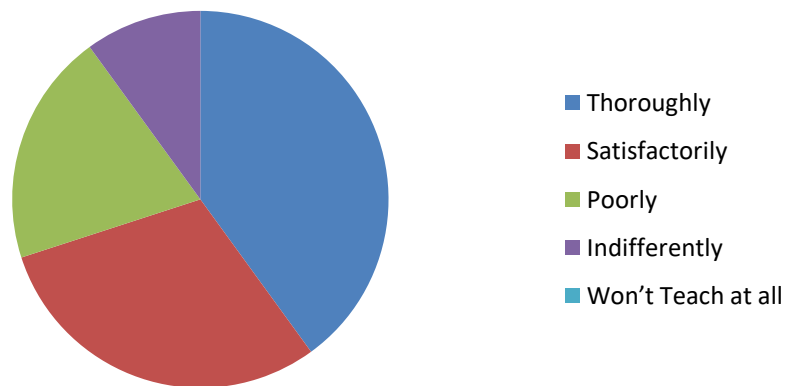
**ANALYSIS FEEDBACK**  
**STUDENT SATISFACTION SURVEY (SSS) 2018-19**

No. of respondents: 127

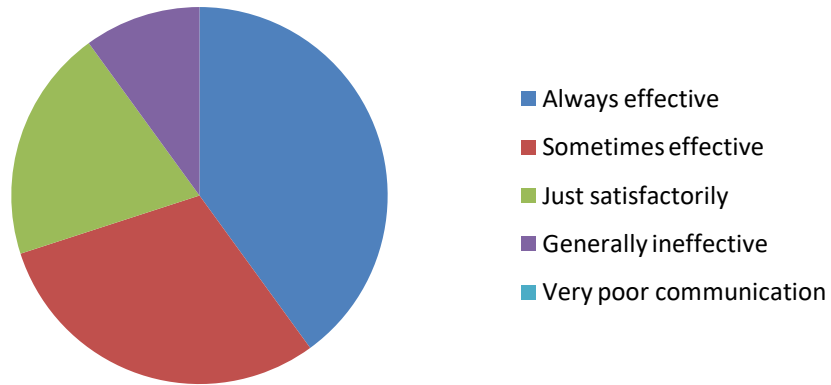
**How much of the Syllabus was covered in the class? Grade**



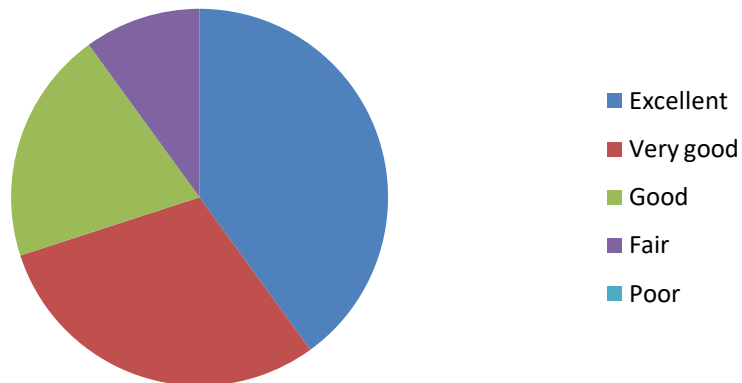
**How well did the teachers prepare for the classes? Grade**



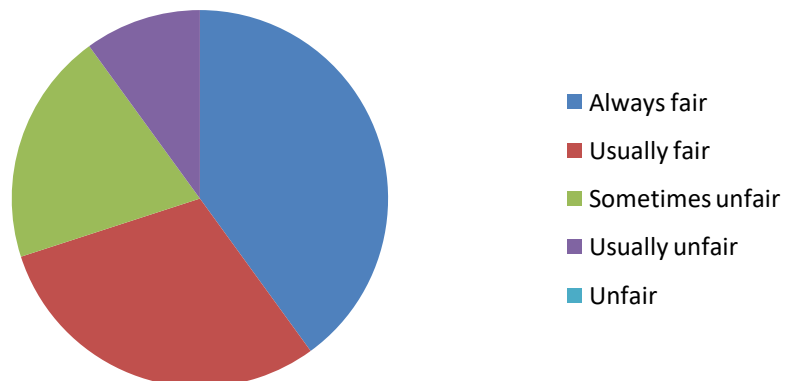
### How well were the teachers able to communicate? Grade



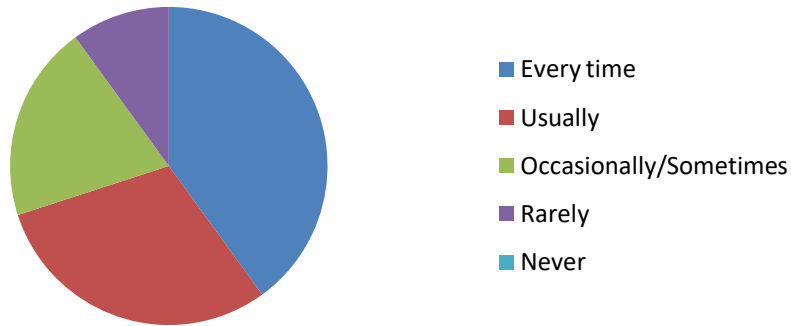
### The teacher's approach to teaching can best be described as Grade



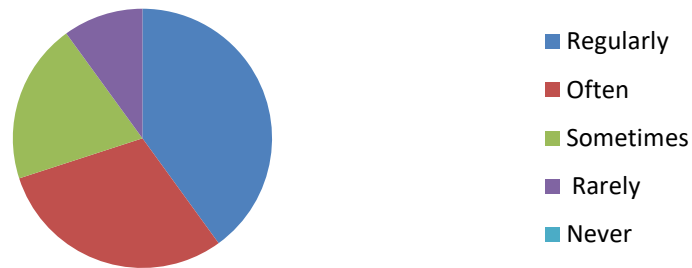
### Fairness of the internal evaluation process by the teachers. Grade



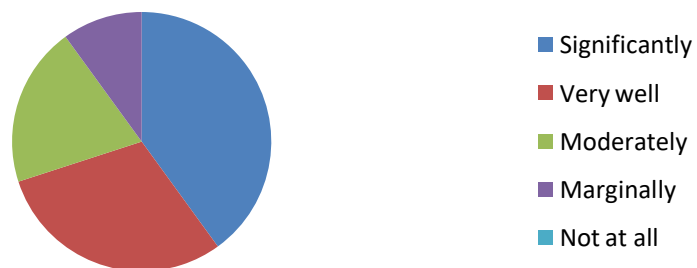
**Was your performance in assignments discussed with you?  
Grade**



**The institute takes active interest in promoting internship, student exchange and field visit opportunities for students. Grade**

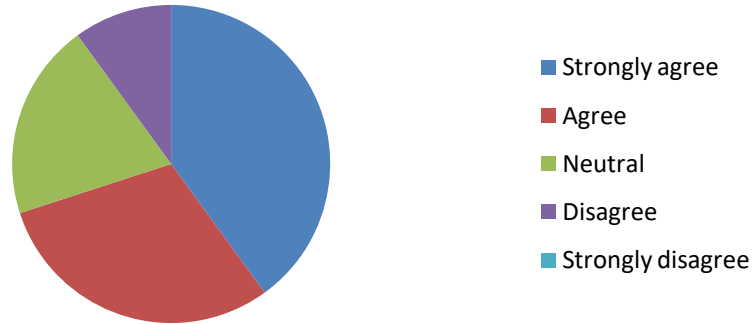


**The teaching and mentoring process in your institution facilitates you in cognitive, social and emotional growth Grade**



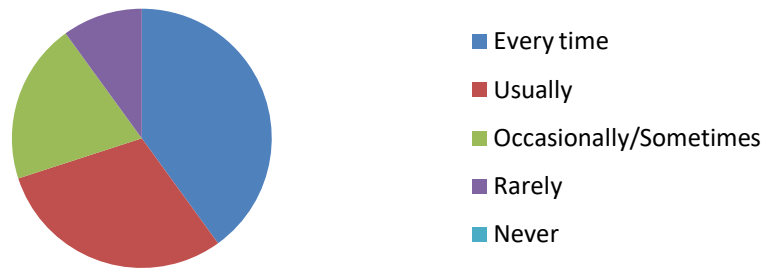
**The institution provides multiple opportunities to learn and grow.**

**Grade**



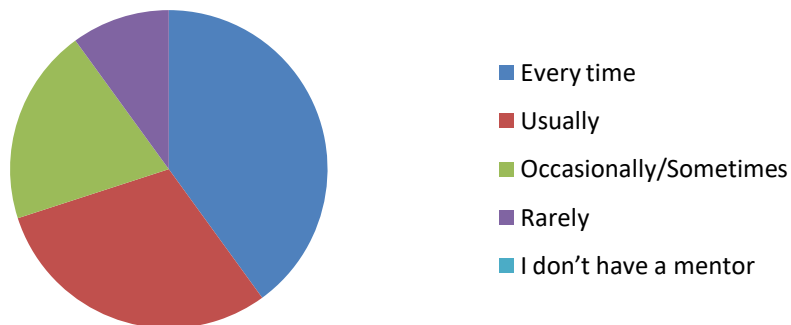
**Teachers inform you about you expected competencies, course out comes and programme out comes.**

**Grade**



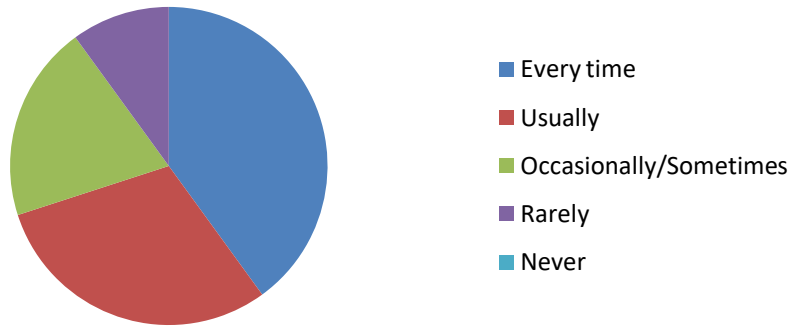
**Your mentor does a necessary follow-up with an assigned task to you.**

**Grade**



**The teachers illustrate the concepts through examples and applications.**

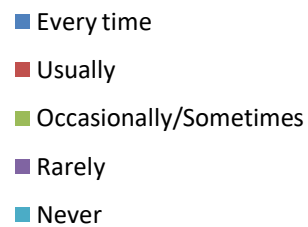
**Grade**



**The teachers identify your strengths and encourage you with providing right level of challenges.**

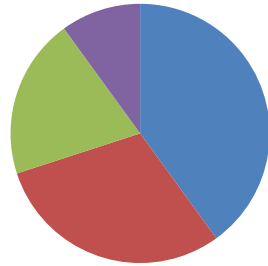


**Teachers are able to identify your weaknesses and help you to overcome them.**



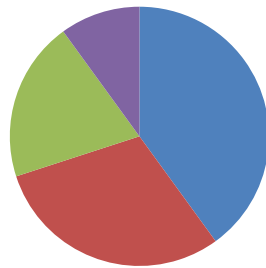


**The institution makes effort to engage students in the monitoring, review and continuous quality improvement of the...**



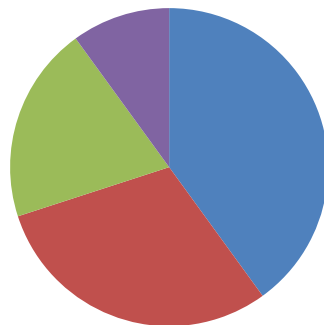
- Strongly agree
- Agree
- Neutral
- Disagree
- Strongly disagree

**The institute/teachers use student centric methods, such as experiential learning, participative learning and problem solving methodologies for...**



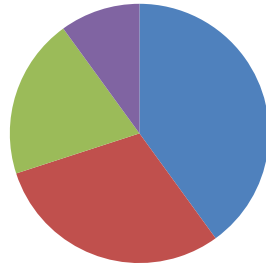
- To a great extent
- Moderate
- Some what
- Very little
- Not at all

**Teachers encourage you to participate in extra curricular activities. Grade**



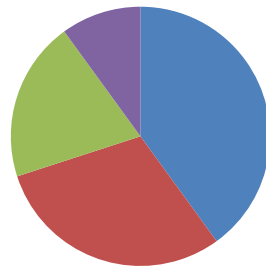
- Strongly agree
- Agree
- Neutral
- Disagree
- Strongly disagree

**Efforts are made by the institute/  
teachers to inculcate soft skills, life  
skills and employability skills to make  
you ready for the world of work....**



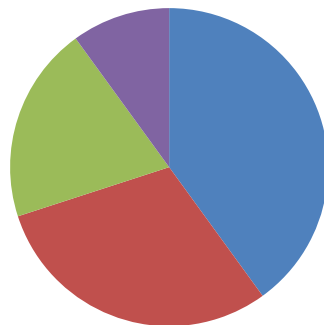
- To a great extent
- Moderate
- Some what
- Very little
- Not at all

**What percentage of teachers use ICT  
tools such as LCD  
projector, Multimedia, etc. while  
teaching. Grade**



- Above 90%
- 70-89%
- 50-69%
- 30-49%
- Below 29%

**The overall quality of teaching-  
learning process in your institute is  
very good. Grade**



- Strongly agree
- Agree
- Neutral
- Disagree
- Strongly disagree