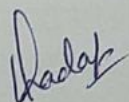





Annexure - II

Students' Feedback on Teachers: 2016-17

Sl. No	Parameters	Yes	%	No	%	Nil	%
1	The teacher covers the entire syllabus/topics before sessional examination/class test	55	76	12	17	5	7
2	The teacher discusses topics in detail	56	77	16	23	-	-
3	The teacher possesses deep knowledge of the subject taught	51	71	16	22	5	7
4	The teacher communicates clearly	58	81	13	18	1	1
5	The teacher inspires me by his/her knowledge in the subject	46	64	21	29	5	7
6	The teacher is punctual to the class	58	81	13	18	1	1
7	The teacher is irregular to the class	14	19	57	80	1	1
8	The teacher is taking only Roll. Nos. and left the class	6	8	66	92	-	-
9	The teacher engages the class for the full duration and completes the course in time	56	77	10	14	6	9
10	The teacher comes fully prepared for the class	61	85	10	14	1	1
11	The teacher provides guidance counselling in academic matters outside the class	33	46	31	43	8	11
12	The teacher encourages participation and discussion in class	45	63	20	28	7	9
13	The teacher uses modern teaching aids/gadgets, handouts, suggestion of references, PPT, web-resources	29	41	37	51	6	8
14	The teacher pays attention to academically weaker students as well	55	76	15	21	2	3
15	The teacher relates the course material with real world situations	48	67	15	21	9	12
16	The teacher's attitude toward the students was friendly and helpful	59	82	11	15	2	3
17	The teacher has professional competence and is a role model	36	50	27	36	9	12
18	The teacher leave the classroom before time	14	20	58	80	-	-
19	The teacher provides regular feedback on performance.	48	67	18	25	6	8
20	Interest generated by the teacher	52	72	16	22	4	6


 Co-ordinator
 IQAC
 Jaintia Eastern College
 Khliehriat


 Principal
 Jaintia Eastern College
 Khliehriat



Annexure - III

Student feedback Outgoing 2016-17

Sl No	Questionnaire	Yes	%	No	%	Nil	%
A COURSE CONTENT							
1	The prescribed syllabus/paper/course was satisfactory	43	94	2	4	1	2
2	The existing content of syllabus is job oriented	36	78	8	17	2	5
3	The course content enhance student analytical skill	37	80	7	15	2	5
4	The student ability to cope with present course content	40	87	6	13	-	-
5	The course content consist project work	35	76	6	13	5	10
B. TEACHING – LEARNING PROCESS							
The teacher covers							
6	i. 85 – 100 % of the syllabus	13	28	-	-	33	72
	ii. 70 – 85 % of the syllabus	-	-	-	-	46	100
	iii. 55 – 70 % of the syllabus	-	-	-	-	46	100
7	The teacher comes fully prepared for the class	43	94	-	-	3	6
8	The teacher possesses deep knowledge of the subject	44	96	1	2	1	2
9	The teacher explain/communicates the topic clearly	45	98	-	-	1	2
10	The teacher knowledge and expertise in the subject motivate the student	42	92	2	4	2	4
11	The teacher is punctual to the class	43	94	1	2	2	4
12	The teacher provides regular feedback on performance	41	89	3	7	2	4
13	The teacher provides counseling in academic matters in the class	41	89	4	9	1	2
14	The teacher encourages participation and discussion in class	42	92	3	6	1	2
15	The teacher uses modern teaching aids/gadgets (ICT), suggestion of references, web-resources	33	72	7	15	6	13
16	The teacher pays attention to slow learners	39	85	6	13	1	2
17	The teacher relates the course material with real world situations	43	94	-	-	3	6
18	The teacher's attitude is friendly and helpful	43	94	2	4	1	2
C LIBRARY							
19	Do you visit the Library Regular:	21	46	25	54	-	-
20	Are the required titles is available in the Library?	29	63	16	35	1	2
21	Are you satisfied with the cataloguing and arrangement of books?	33	72	13	28	-	-
22	Are you satisfied with the available reading space?	32	69	11	24	3	7
23	Are the Library Staff co-operative and helpful	39	85	6	13	1	2
D ADMINISTRATION AND MANAGEMENT							
24	Is the College office helpful in administrative matters	43	94	2	4	1	2
25	Are there enough clean class rooms available in the College	44	96	1	2	1	2
26	Are the toilets cleaned properly	29	63	17	37	-	-
27	Are you provided with enough pure drinking water	36	78	9	20	1	2
28	Do you think that your grievances are redressed when suggestion box is used	35	76	7	20	2	4
29	Are you aware of the Career and Counseling Committee in our College	41	89	4	9	1	2
30	Are you aware of the Wi-Fi Internet Facilities/ /Broadband in the College campus	29	63	14	15	1	2

[Signature]
Coordinator
IQAC
Jainia Eastern College
Khliehriat

[Signature]
Principal
Jainia Eastern College
Khliehriat



Annexure - IV


Alumni Feedback 2016-2017

Put a Tick Mark (✓) on the option you select:

Feedback Parameters	Excellent	%	Very Good	%	Good	%	Satisfactory	%	Unsatisfactory	%
1. Quality of Education in the college.	2	50	2	50	-	-	-	-	-	-
2. Learning Environment	2	50	2	50	-	-	-	-	-	-
3. Infrastructure and facilities	1	25	3	75	-	-	-	-	-	-
4. Training & Placement	1	25	3	75	-	-	-	-	-	-
5. Lecturer's Knowledge base, lecture and support	2	50	2	50	-	-	-	-	-	-
6. Office Staffs' support.	2	50	2	50	-	-	-	-	-	-
7. Learning Experience in terms of their relevance to real life application	1	25	3	75	-	-	-	-	-	-
8. Rating the college comparing with other colleges in the state.	-	-	4	100	-	-	-	-	-	-
9. Alumni Association/ Network of Old Friends	-	-	2	50	2	50	-	-	-	-
10. Overall rating.	2	50	2	50	-	-	-	-	-	-

Kadab
Coordinator
IQAC
Jaintia Eastern College
Khliehriat

[Signature]
Principal
Jaintia Eastern College
Khliehriat



Annexure - V


Parents Feedback 2016-17

Sl No	Items	Yes	No		Total
1	Do the existing Infrastructure facilities vizly: Library, Computer Laboratory, Canteen, internet and other campus facilities benefit your wards?	50	0		50
2	Do the College Programmes arranged by the departments help your wards to know the outside world?	50	0		50
3	Do the College encourage the students/wards to participate co-curricular activities?	50	0		50
4	Do the quality academic resources vizly: teachers, course material available in the College are benefited to your wards?	50	0		50
		Satisfactory	Not satisfactory	Need to be improved	Total
5	Are you satisfied with the efforts taken by the College for overall grooming and personality development of your wards?	14	7	29	50
6	Do your wards share with you their ability and performances in the College education?	32	18		50
7	Does the College authority collect excess fees from your wards?	11	39		50
8	Are you satisfied with the education availed by the College to your wards?	48	2		50
9	Do the College benefited the parents of this area?	47	3		50

[Signature]
Coordinator
IQAC
Jaintia Eastern College
Khliehriat

[Signature]
Principal
Jaintia Eastern College
Khliehriat

ANALYSIS OF THE FEEDBACK FROM QUESTIONNAIRES.



For the question no.1, 3 out of 7 say that because it is equitable with other colleges available in urban area. The other 4, say because they want their wards to get good education and learn good manner and discipline.

For question no.2, all the 7 parents say that they are satisfied.

For question no.3, all the 7 parents say 'yes'.

For question no.4, all the 7 parents say that visible change is there in the behaviour of their wards.

For question no.5, all the 7 parents say that they gave ample time to their wards for their study.

For question no.6, all the 7 parents say 'yes'.

For question no.7, 5 out of 7 parents say that their wards spent about 2-3 hours to study at home. While the other 2 say that they are not sure since they are not at home during day time for their work.

For question no.8, all the 7 parents say 'yes'. *no*

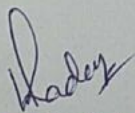
For question no.9, all the 7 parents say 'no'. *yes*


For question no. 10, all the 7 parents say 'yes'.


For question no.11, all the 7 parents say 'not at all'.

For question no.12, 1 out of the 7 parents suggested that parents-teacher meeting should be held from time to time. 3 of them mentioned that the Principal should do his best and also restrict some rules. The other says that restriction is needed. While the other two say that they are satisfied with the ability of the college at present.

For question no. 13, all the 7 parents expressed their gratitude for the college and its service to the society.


Coordinator
IQAC
Jaintia Eastern College
Khliehriat


Principal
Jaintia Eastern College
Khliehriat


Member Secretary
Parents - Teachers Committee
Jaintia Eastern College
Khliehriat

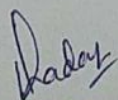



Analysis

Students' Feedback on Teachers: 2017-18

Sr. No	Parameters	Yes	%	No	%	Nil	%
1	The teacher covers the entire syllabus/topics before sessional examination/class test	65	78%	04	05%	14	17%
2	The teacher discusses topics in detail	78	94%	05	07%	00	00%
3	The teacher possesses deep knowledge of the subject taught	54	66%	11	14%	18	22%
4	The teacher communicates clearly	73	88%	04	05%	06	08%
5	The teacher inspires me by his/her knowledge in the subject	57	69%	12	15%	14	17%
6	The teacher is punctual to the class	67	81%	07	09%	09	11%
7	The teacher is irregular to the class	18	22%	64	78%	01	02%
8	The teacher is taking only Roll. Nos. and left the class	03	04%	74	90%	06	08%
9	The teacher engages the class for the full duration and completes the course in time	67	81%	07	09%	09	11%
10	The teacher comes fully prepared for the class	78	94%	02	02%	03	04%
11	The teacher provides guidance counseling in academic matters outside the class	37	45%	26	32%	20	25%
12	The teacher encourages participation and discussion in class	58	70%	13	16%	12	15%
13	The teacher uses modern teaching aids/gadgets, handouts, suggestion of references, PPT, web-resources	20	25%	39	47%	24	29%
14	The teacher pays attention to academically weaker students as well	68	82%	08	10%	07	09%
15	The teacher relates the course material with real world situations	46	56%	12	15%	25	31%
16	The teacher's attitude toward the students was friendly and helpful	70	85%	06	08%	07	09%
17	The teacher has professional competence and is a role model	45	55%	24	29%	14	17%
18	The teacher leave the classroom before time	29	35%	54	65%	00	00%
19	The teacher provides regular feedback on performance.	49	60%	07	09%	27	33%
20	Interest generated by the teacher	72	87%	06	80%	05	07%

Total number of collection: 83


Coordinator
 IQAC
 Jainia Eastern College
 Khliehriat


Principal
 Jainia Eastern College
 Khliehriat

Analysis Student feedback Outgoing 2017-18



Sr. No	Questionnaire	Yes	%	No	%	Nil	%
A COURSE CONTENT							
1	The prescribed syllabus in each subject/paper/course was satisfactory	125	95%	5	4%	1	1%
2	The existing content of syllabus is job oriented	110	84%	13	10%	8	6%
3	The course content enhance student analytical skill	117	89%	8	6%	6	5%
4	The student ability to cope with present course content	124	95%	2	1%	5	4%
5	The course content consist project work	109	83%	10	8%	12	9%
B. TEACHING – LEARNING PROCESS							
The teacher covers							
6	i. 85 – 100 % of the syllabus	96	73%	-	-		
	ii. 70 – 85 % of the syllabus	21	16%	-	-		
	iii. 55 – 70 % of the syllabus	5	4%	-	-		
7	The teacher comes fully prepared for the class	129	98%	2	2%	-	-
8	The teacher possesses deep knowledge of the subject taught	125	95%	-	-	6	5%
9	The teacher explain/communicates the topic clearly	128	97%	1	1%	2	2%
10	The teacher knowledge and expertise in the subject motivate the student	124	95%	4	3%	3	2%
	The teacher is punctual to the class	125	95%	6	5%	-	-
12	The teacher provides regular feedback on performance	112	86%	15	11%	4	3%
13	The teacher provides guidance counseling in academic matters in the class	113	86%	7	5%	11	9%
	The teacher encourages participation and discussion in class	123	94%	3	2%	5	4%
15	The teacher uses modern teaching aids/gadgets (ICT), suggestion of references, web-resources	89	68%	20	15%	22	17%
16	The teacher pays attention to academically weaker students as well	122	93%	6	5%	3	2%
17	The teacher relates the course material with real world situations	118	90%	7	6%	6	4%
18	The teacher's attitude toward the students was friendly and helpful	125	96%	3	2%	3	2%
C LIBRARY							
19	Do you visit the Library Regular:	72	55%	45	34%	14	11%
20	Are the required number of titles in your subject available in the Library	91	69%	26	20%	14	11%
	Are you satisfied with the cataloguing and arrangement of books in the Library	96	73%	23	18%	12	9%
22	Are you satisfied with the available reading space in the Library	98	75%	23	17%	10	8%
23	Are the Library Staff co-operative and helpful	108	82%	12	9%	11	9%
D ADMINISTRATION AND MANAGEMENT							
24	Is the College office helpful in administrative matters	127	97%	1	1%	3	2%
25	Are there enough clean class rooms available in the College	121	92%	7	6%	3	2%
26	Are the toilets cleaned properly	105	80%	23	18%	3	2%
27	Are you provided with enough pure drinking water	114	87%	10	8%	7	5%
28	Do you think that your grievances are redressed when suggestion box is used	97	74%	16	12%	18	14%
	Are you aware of the Career and Counseling Committee in our College	112	86%	15	11%	4	3%
30	Are you aware of the Wi-Fi Internet Facilities/ /Broadband in the College campus	91	69%	29	22%	11	9%

Total: 131

Coordinator
 IQAC
 Jainia Eastern College
 Khliehriat

Principal
 Jainia Eastern College
 Khliehriat



2.7.1 Student Satisfaction Survey (SSS) on overall institutional performance (Institution may design the questionnaire) (Results and details be provided as web link):


Student Feedback Analysis Report: 2017-18

Overall feedback of 83 students was conducted to assess the college teaching staffs and their performances. For rating calculation and analysis purpose, feedback criterions had been given weight-age in the following manners: 1. *Yes*; 2. *No*, and 3 *Nil*. The first part was concentrated on courses coverage by the teachers before conducting sessional tests and class tests. On the question whether the teacher is completed the syllabus/topics according to the planning before the sessional tests and class tests, the rating was 78%. The rating about the question whether the teacher discussed the topics in detail, the rating was 94%. On the question whether the teacher possesses deep knowledge of the subject taught in class, the rating was 66%. About the question whether the teacher communicates clearly in class, the rating was 88%. On the question whether the teacher inspires me by his/her knowledge in the subject, the rating was 69%. About the teacher punctual, the rating was 81%. On the teacher irregularity and left the class after taking roll number without taking classes, the student rating was 22% and 40% respectively. On the question whether the teacher comes fully prepared for the classes, the rating was 94%. About the question whether various activities like guidance counselling and group discussion while completing the syllabus, the student rating was 45% and 70% respectively. On the question whether the teacher uses modern teaching aids/gadgets, handouts, suggestion of references, PPT, web-resources in class rooms, the rating was 25%. About the question on paying special attention to academically weaker students, the rating was 82%. On the question whether the teacher relates the course material with real world situations, the rating was 56%. About the teacher's friendly attitude toward the students, the rating was 85%. On the question whether the teacher has professional competence and is a role model, the rating was 55% and about the question whether the teacher provides regular feedback on performance of the students, the rating was 87%.

The overall student feedback on teachers was satisfactory and there are some area needs to be improved with immediate effect like using of teaching aids (ICT Class rooms, and career guidance and counselling).

Parent Feedback Analysis Report: 2017-18

Overall feedback of 7 (Seven) parents was received from parent during its meeting held on the 14th March 2018 to assess and evaluate the effectiveness of the academic activities and their performance. For rating calculation and analysis purpose, feedback criterions had been given weight-age in the following manners: 1. *Yes*; 2. *No* and 3 *Nil*. The first part was concentrated on courses coverage by the teachers before conducting sessional tests and class tests. On the question, why they choose this college for their wards education, the rating was 42% said this college is equitable and at par with other colleges located in urban area moreover they can be with them. On the question whether they are satisfy with the achievement of their wards, the rating was 100% satisfied the facilities and teaching learning activities availed by the college. About the question on the progress of their ward after joining this college, the rating was 100% said that their wards progress steadfastly after they joined the college. The rating about the question whether the do you see any change in your child behaviour after joining the institute, the rating was 100% said there was a visible changed in their behaviour of their wards. About the question do you support and give time to your wards, the rating was 100% gave time and support their wards. On the question whether they see their wards properly utilized the time for rightful tasks, the rating was 100% answer in affirmative. On the question of study hours, the rating was 71% said their wards spent




between two to three hours in study. About the question whether their wards have ever complaint against teaching learning process in the college, the rating was 100% said that there are no complaint against the process of teaching learning in the college. On the question whether they satisfied with the education that their child received from this college, the rating was 100% said yes. On the question whether this college provide all the facilities that you expected, the rating was 100% parents satisfied. On the question whether they have faced any problem while sending their wards to this college, the rating was 100% replied in negative. About the question whether they would like to give suggestion for improvement of education in this college, the rating was 57% suggested that parent teaching meeting should held regularly at least twice in a year and 42% suggested that the principal should imposed hard rules in term of irregularity of their wards and 28% satisfied the existing rules in the college. On the question to give their comments on the service provided by the college, the rating was 100% expressed their thankfulness to the college for availing education to their wards with less tuition fee compare to other colleges in urban area.

The overall parent feedback on college was satisfactory and there are some area needs to be improved with immediate effect like imposition of strict rules for absentees.

Alumni Feedback Analysis Report: 2017-18

Overall feedback of 83 students attended the annual meeting (Get together) held on the 14th June 2017 have only discussed for their participation in the Silver Jubilee Celebration of College and no feedback was collected during the annual meet.


Coordinator
IQAC
Jainia Eastern College
Khliehriat


Principal
Jainia Eastern College
Khliehriat



ANALYSIS FEEDBACK **STUDENT SATISFACTION SURVEY (SSS) 2018-19**

No. of respondents: 127

1. How much of the Syllabus was covered in the class?			
Variable	Grade	No. of Response	%
85-100%	4	95	75
70-84%	3	32	25
55-69%	2	0	0
30-54%	1	0	0
Below 30%	0	0	0
2. How well did the teachers prepare for the classes?			
Variable	Grade	No. of Response	%
Thoroughly	4	60	47
Satisfactorily	3	58	45
Poorly	2	07	6
Indifferently	1	02	2
Won't Teach at all	0	0	0
3. How well were the teachers able to communicate?			
Variable	Grade	No. of Response	%
Always effective	4	87	68
Sometimes effective	3	33	26
Just satisfactorily	2	07	6
Generally ineffective	1	0	0
Very poor communication	0	0	0
4. The teacher's approach to teaching can best be described as			
Variable	Grade	No. of Response	%
Excellent	4	39	31
Very good	3	61	48
Good	2	26	20
Fair	1	01	1
Poor	0	0	0
5. Fairness of the internal evaluation process by the teachers.			
Variable	Grade	No. of Response	%
Always fair	4	74	58
Usually fair	3	45	35
Sometimes unfair	2	07	6
Usually unfair	1	01	1
Unfair	0	0	0
6. Was your performance in assignments discussed with you?			
Variable	Grade	No. of Response	%
Every time	4	85	67
Usually	3	33	26
Occasionally/Sometimes	2	09	7
Rarely	1	0	0
Never	0	0	0
7. The institute takes active interest in promoting internship, student exchange and field visit opportunities for students.			
Variable	Grade	No. of Response	%
Regularly	4	44	35
Often	3	35	28
Sometimes	2	37	29
Rarely	1	08	6
Never	0	03	2

8. The teaching and mentoring process in your institution facilitates you in cognitive, social and emotional growth			
Variable	Grade	No. of Response	%
Significantly	4	32	25
Very well	3	67	53
Moderately	2	25	20
Marginally	1	01	1
Not at all	0	02	2
9. The institution provides multiple opportunities to learn and grow.			
Variable	Grade	No. of Response	%
Strongly agree	4	55	43
Agree	3	61	48
Neutral	2	09	7
Disagree	1	02	2
Strongly disagree	0	0	0
10. Teachers inform you about you expected competencies, course out comes and programme out comes.			
Variable	Grade	No. of Response	%
Every time	4	64	50
Usually	3	40	32
Occasionally/Sometimes	2	20	16
Rarely	1	01	1
Never	0	02	2
11. Your mentor does a necessary follow-up with an assigned task to you.			
Variable	Grade	No. of Response	%
Every time	4	53	42
Usually	3	51	40
Occasionally/Sometimes	2	17	13
Rarely	1	04	3
I don't have a mentor	0	02	2
12. The teachers illustrate the concepts through examples and applications.			
Variable	Grade	No. of Response	%
Every time	4	78	61
Usually	3	35	28
Occasionally/Sometimes	2	08	6
Rarely	1	04	3
Never	0	02	2
13. The teachers identify your strengths and encourage you with providing right level of challenges.			
Variable	Grade	No. of Response	%
Fully	4	74	58
Reasonably	3	42	33
Partially	2	04	4
Slightly	1	06	5
Unable to	0	01	1
14. Teachers are able to identify your weaknesses and help you to overcome them.			
Variable	Grade	No. of Response	%
Every time	4	62	49
Usually	3	43	34
Occasionally/Sometimes	2	12	10
Rarely	1	05	4
Never	0	05	4
15. The institution makes effort to engage students in the monitoring, review and continuous quality improvement of the teaching learning process.			

Variable	Grade	No. of Response	%
Strongly agree	4	48	38
Agree	3	64	50
Neutral	2	14	11
Disagree	1	01	1
Strongly disagree	0	0	0

16. The institute/teachers use student centric methods, such as experiential learning, participative learning and problem solving methodologies for enhancing learning experiences.

Variable	Grade	No. of Response	%
To a great extent	4	40	31
Moderate	3	60	47
Some what	2	19	14
Very little	1	07	5
Not at all	0	01	1

17. Teachers encourage you to participate in extra curricular activities.

Variable	Grade	No. of Response	%
Strongly agree	4	77	61
Agree	3	40	31
Neutral	2	06	5
Disagree	1	04	3
Strongly disagree	0	0	0

18. Efforts are made by the institute/ teachers to inculcate soft skills, life skills and employability skills to make you ready for the world of work.

Variable	Grade	No. of Response	%
To a great extent	4	63	49
Moderate	3	38	30
Some what	2	17	13
Very little	1	05	4
Not at all	0	04	3

19. What percentage of teachers use ICT tools such as LCD projector, Multimedia, etc. while teaching.

Variable	Grade	No. of Response	%
Above 90%	4	10	8
70-89%	3	33	26
50-69%	2	31	24
30-49%	1	21	17
Below 29%	0	32	25

20. The overall quality of teaching-learning process in your institute is very good.

Variable	Grade	No. of Response	%
Strongly agree	4	61	48
Agree	3	55	43
Neutral	2	07	5
Disagree	1	04	3
Strongly disagree	0	0	0



ANALYSIS

ALUMNI FEEDBACK 2019 - 20

Feedback collected from Alumni on Course Content, Teaching Learning Process, Infrastructure and Facilities, Training and Placement, Curriculum/Syllabus /Evaluation process, Library/Sports/others and Administration. We believe that the alumni feedback is an important source of information for betterment and development of the institution.

1. Quality of Education in the college



Figure 1: Indicates that Out of 15 Alumni, 20 % agreed that the quantity of education received is excellent, 47% appreciate the quality of education as a very good and 33% responded good with the quality of education provided at the college.

2. Learning Environment




Figure 2: With the Learning Environment at the college 27% hailed the college as excellent, 40% as very good and 33% as good.

Shadek
Coordinator
IQAC
Jaintia Eastern College
Khliehriat

[Signature]
Principal
Jaintia Eastern College
Khliehriat

3. Infrastructure and Facilities

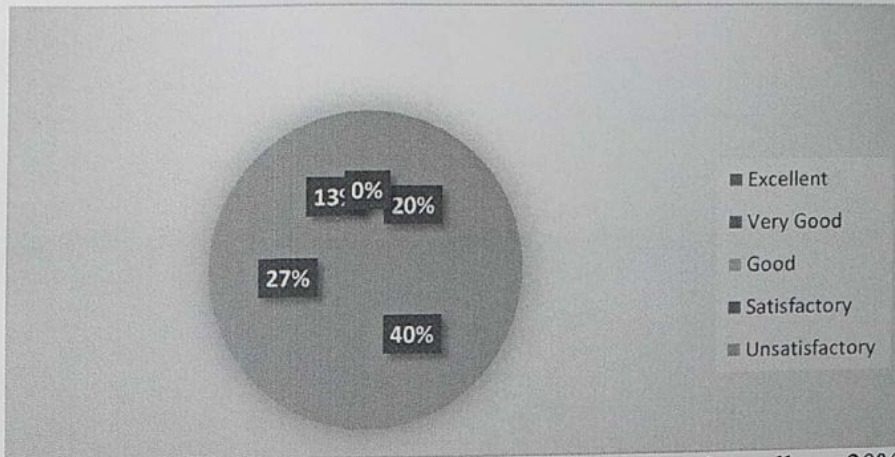


Figure 3: In term of present infrastructural facilities possess by the college 20% marked it excellent, 40% marked it very good, 27% marked the infrastructure as good and 13% responded satisfactory.

4. Training and Placement

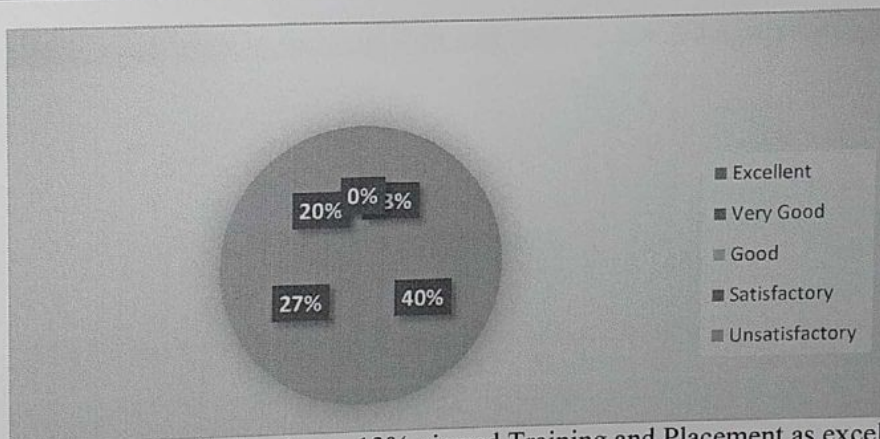
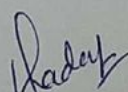



Figure 4: As shown in the figure above, 13% viewed Training and Placement as excellent, 40% viewed the facilities very good, 27% viewed it good while 20% viewed it satisfactorily.

5. Lecture's knowledge base, lecture and support

Figure 5: Regarding Lecturer's lectures and support status 20% responded excellent, 47% responded very good, and 33% responded good.


 Coordinator
 IQAC
 Jointta Eastern College
 Khllehriat


 Principal
 Jointta Eastern College
 Khllehriat

6. Office staff support

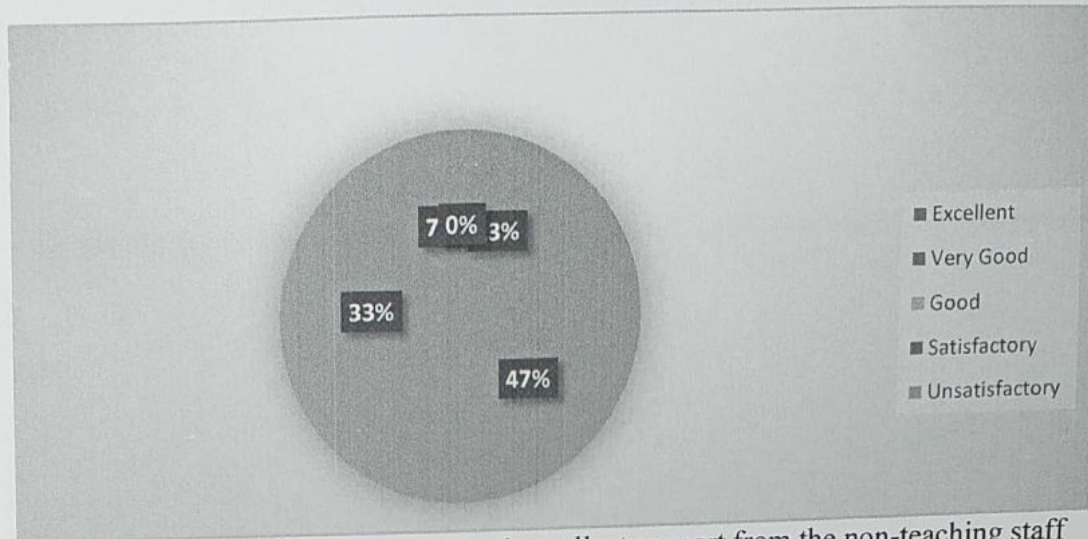


Figure 6: 13% responded that they received excellent support from the non-teaching staff during their studies in the college, 47% responded that the non-teaching staff of the college has given a very good support to them, 33% good and 7% responded satisfactory.

7. Learning experience in terms of their relevance to real life application

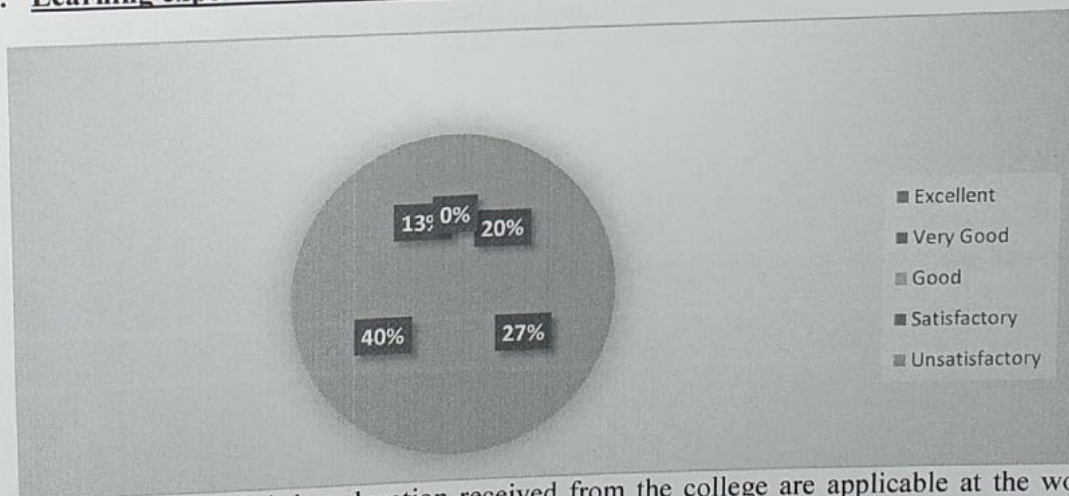
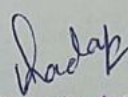



Figure 7: 20% responded the education received from the college are applicable at the work place excellently well, 27% say that the education received is helpful at work place, 40 % hailed that it is good and 13% rate it satisfactory.


 Coordinator
 IQAC
 Jaintia Eastern College
 Khliehriat


 Principal
 Jaintia Eastern College
 Khliehriat

8. Rating the college comparing with other colleges

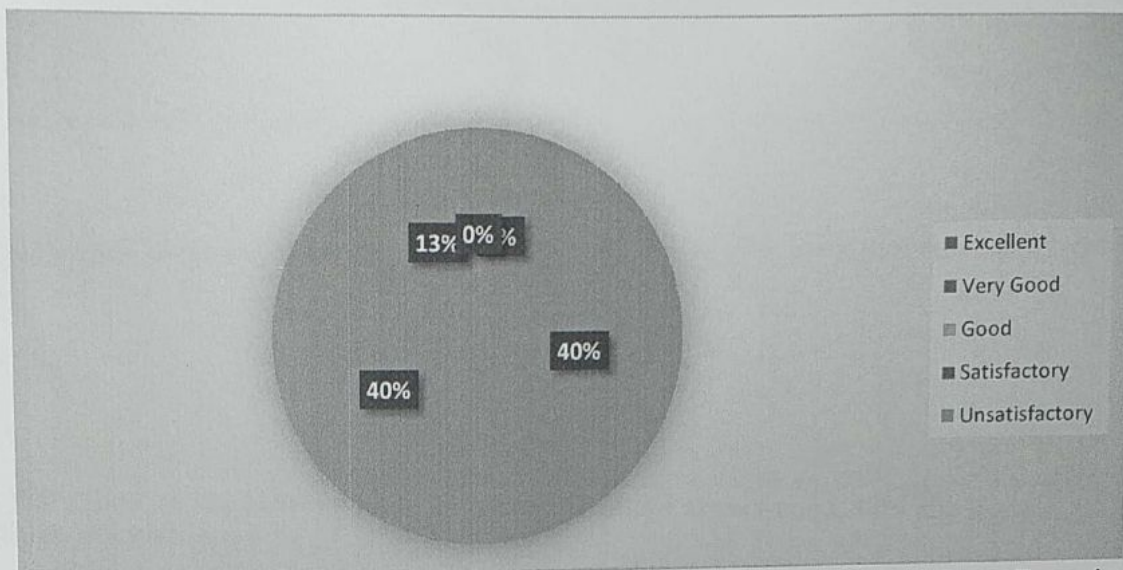


Figure 8: As shown in the figure above, rating of the college in comparing with other colleges in the states, 7% rate the college as excellent, 40% rate it very good, 40% rate it good and 13% rate it satisfactory.

9. Alumni Association/ Network of old friends

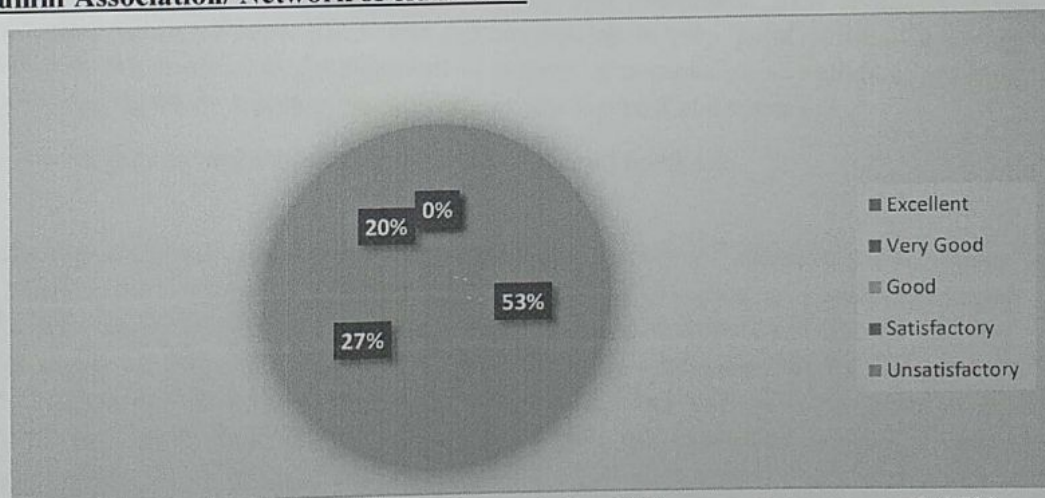
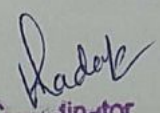



Figure9: On account of Constitution of Alumni Association 53% responded very good, 27% responded good support and 20% responded satisfactory.


 Co-ordinator
 IQAC
 Jaintia Eastern College
 Khliehriat


 Principal
 Jaintia Eastern College
 Khliehriat

10. Overall rating

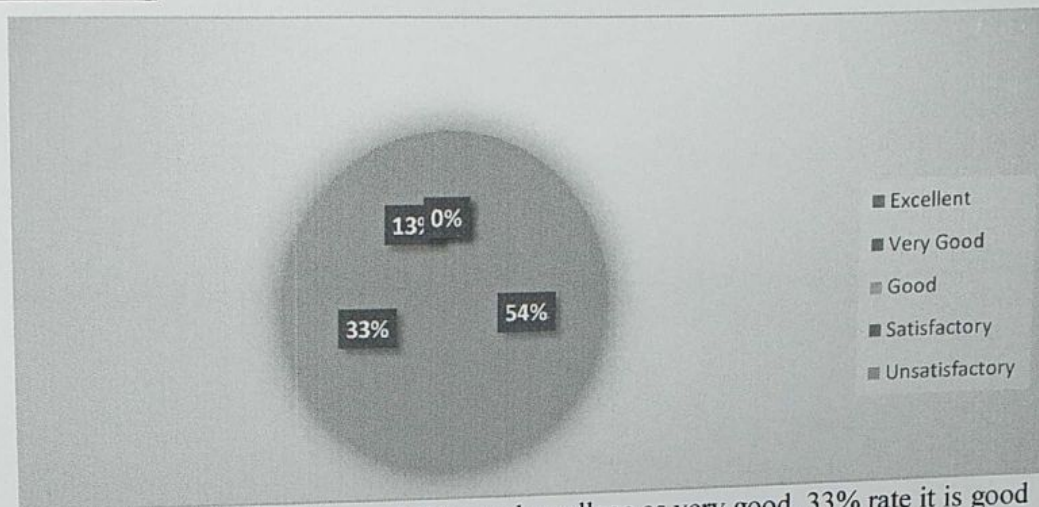


Figure 10: Overall rating of the college, 54% rate the college as very good, 33% rate it is good and 13% rate it satisfactory.

Overall Feedback Report Analysis

The graphs indicates the different views expressed by alumni in regard to their perception of quality in an educational institution. The Alumni feedback on Course Content, Teaching Learning Process, Infrastructure and Facilities, Training and Placement, Curriculum/Syllabus /Evaluation process, Library/Sports/others and Administration is very good. Alumni are very much satisfied with the curriculum development in respect of completion of syllabus, teaching and learning process, facilities, teaching quality, administration staff and services.

We will improve our quality and services on the basis of alumni feedback.


Suggestions

Justifying from the feedback, the alumni appreciated the quality of education and present facilities available in the college. The alumni also hailed that the poor and underprivileged students of the area have gained a lot from this College because it helps them to continue and completed their higher studies within their home town. They also comments that the College had tremendously changed and developed comparing to the time when they were studying at the College. Further, they have suggested the following which are important attaining quality education.

1. The college has the potentially to grow and expand.
2. The college needs to introduce science streams because it leads to popular careers such as engineering and medicine.
3. Extracurricular activities need to be taken seriously by the College because it will help the students to understand the importance of time management creates interest and build confidence level.
4. The college really needs to organise convocation ceremony to celebrate student's hard work and accomplishments.

Radak
Coordinator
IQAC
Jantia Eastern College
Khliehriat

[Signature]
Principal
Jantia Eastern College
Khliehriat



ANALYSIS

TEACHERS FEEDBACK 2019 - 20

1. Name of the Teacher:
2. Department:
3. Designation:
4. Course taught:semester.....year:

Kindly fill your feedback on curriculum teaching learning and evaluation of the courses you are teaching:

[Score: 1. Disagree, 2. Agree, 3. Strongly Agree]

Sl. No	Particulars	1 Disagree	%	2 Agree	%	3 Strongly Agree	%
1	Curriculum is based on the needs of the stakeholders.	1	4	17	77	4	18
2	Course objectives and outcomes of the course are well defined and clear to faculties and students.	0	0	13	59	9	40
3	Sufficient numbers of prescribed books are available in the library.	3	13	15	68	4	17
4	The course curriculum has good balance between theory and application.	2	9	14	64	5	23
5	The course curriculum has made me interested in the subject area.	0	0	12	55	10	45
6	The curriculum of this course has increased knowledge potential in its application.	0	0	15	68	3	13
7	Infrastructural facilities such as faculty rooms, classrooms, reading rooms and toilets are available in the college.	0	0	13	59	9	41
8	Tests and examinations are conducted well in time with a proper coverage of all units in the curriculum.	0	0	4	17	19	86
9	I have the freedom to adopt a new technique of teaching such as seminar presentation, group discussion and students participation.	0	0	3	13	17	77
10	The environment in the department is conducive to teaching.	1	4	10	45	11	50
11	The management provides adequate and smooth support for project and research facilities.	1	4	18	82	3	13
12	The management provides adequate funding and support to faculty members for upgrading their skills and qualification.	5	23	15	68	2	9
13	Provisions for professional development is fair.	1	4	17	77	4	18
Any other comments:							

Coordinator
 IQAC
 Jaintia Eastern College
 Khliehriat

Principal
 Jaintia Eastern C.
 Khliehriat



ANNALYSIS

PARENT FEEDBACK FORM 2019-20

15 questions are prepared in regards with the annual meeting which from some feedback about the knowledge of the parents/guardians of their wards, would be extracted. From among the 15 questions 13 were in the form of closed ended question with the answer of 'Yes' or 'No'. and the last two are in the form of open ended where the person would be able to answer in his own words.

The rating scale for the questions no.1 upto 11 is given as 1 for 'Yes' and 0 for 'No'. For question no.12, 1 is rated for the answer saying 3 and above, while for the answer saying less than three 0 is being given in rating scale.

For question no.13, the rating scale is 1 for 'No' and 0 for 'Yes'.

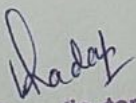
Any score between 0 to 3 = Bad., 4 to 7 = good, and 8 and above = very good.


From the 38 numbers of the presentees, the scores can be analyzed in the following:

No. of parents.	Score.
13	13
20	12
3	11
2	10.

From the above scores the overall responds can be analyzed as 'very good'.

Due to one reason or the other, most of the parents could not reply on the questions no.14 and 15. From among the 38 parents, only 6 of them replied their answers are all positive on question 15, and 5 of them mentioned about the need of extra class on question no.14.


Coordinator
IQAC
Jaintia Eastern College
Khliehriat


Principal
Jaintia Eastern College
Khliehriat

Jaintia Eastern College, Khliehriat
Analysis Student Feedback 2019 20



Name of student : _____ Mobile No. _____ Department _____ Sem _____

Sl No.	Course Evaluation Form	<ul style="list-style-type: none"> Please tick the place you think proper. Please give correct & frank opinion in interest of future classes 							Previous year result (Pass/Failed)
	Name of students	Sem	Session	Admission year	Visit to the college library				
					Often	Sometimes	Very less	Never	

Grade: Strongly Agree – 1/Fairly Agree – 2/ Agree – 3/ Disagree – 4


Sl No	Core questions	Name of subject	Sub:								
		Difficulty level of subject	Hard			Easy			Moderate		
		% of attendance	Grade	<50	%	Grade	>50	%	Grade	>60	%
1	Course content and organization	Teacher cover the course in time.	1	16	29	1	0	0	1	31	55
			2	0	0	2	0	0	2	5	9
			3	0	0	3	0	0	3	0	0
			4	0	0	4	0	0	4	4	7
2		Syllabus was discussed in detail	1	13	23	1	0	0	1	22	39
			2	3	5	2	0	0	2	14	25
			3	0	0	3	0	0	3	0	0
			4	0	0	4	0	0	4	0	0
3		The course is up-to-date	1	8	14	1	0	0	1	22	39
			2	8	14	2	0	0	2	14	25
			3	0	0	3	0	0	3	0	0
			4	0	0	4	0	0	4	0	0
4	Student contribution	I participated actively in the classroom	1	4	7	1	0	0	1	11	20
			2	11	20	2	0	0	2	22	39
			3	0	0	3	0	0	3	1	2
			4	0	0	4	0	0	4	1	2
5	Learning Environment and teaching method	The learning and teaching methods encouraged participation	1	13	23	1	0	0	1	22	39
			2	3	5	2	0	0	2	13	23
			3	0	0	3	0	0	3	1	2
			4	0	0	4	0	0	4	0	0


[Signature]
Co-ordinator
IQAC
Jaintia Eastern College
Khliehriat

[Signature]
Principal
Jaintia Eastern College
Khliehriat



6		The overall environment in the class motivates learning	1	8	14	1	0	0	1	19	34
			2	3	5	2	0	0	2	17	30
			3	5	9	3	0	0	3	0	0
			4	0	0	4	0	0	4	0	0
7	Learning Resources	The provision of learning resources in the library was adequate and appropriate	1	8	14	1	0	0	1	17	30
			2	3	5	2	0	0	2	19	34
			3	0	0	3	0	0	3	0	0
			4	5	9	4	0	0	4	0	0
8	Quality of Delivery	The course stimulated my interest and thought on the subject area	1	13	23	1	0	0	1	14	25
			2	3	5	2	0	0	2	20	36
			3	0	0	3	0	0	3	2	4
			4	0	0	4	0	0	4	0	0
9	Quality of Delivery	The concept were presented clearly	1	5	9	1	0	0	1	22	39
			2	11	20	2	0	0	2	14	25
			3	0	0	3	0	0	3	0	0
			4	0	0	4	0	0	4	0	0
10	Assessment	The method of internal assessment were reasonable	1	11	20	1	0	0	1	23	41
			2	0	0	2	0	0	2	12	21
			3	5	9	3	0	0	3	1	2
			4	0	0	4	0	0	4	0	0
11	Assessment	Feedback on assessment was helpful	1	8	14	1	0	0	1	23	41
			2	2	4	2	0	0	2	11	20
			3	0	0	3	0	0	3	0	0
			4	5	9	4	0	0	4	0	0
12	Additional core questions	The teachers was responsive to students needs and problems	1	16	29	1	0	0	1	26	46
			2	0	0	2	0	0	2	8	14
			3	0	0	3	0	0	3	0	0
			4	0	0	4	0	0	4	0	0


 Coordinator
 IQAC
 Jainia Eastern College
 Khliehriat


 Principal
 Jainia Eastern College
 Khliehriat

QNo				Questionnaire
	Yes	No	Nil	
				A COURSE CONTENT
1	54%	25%	21%	The teacher covers the entire syllabus
2	63%	19%	17%	The teacher discusses topics in detail
3	58%	17%	25%	The teacher possesses deep knowledge of the subject taught
4	63%	21%	15%	The teacher communicates clearly
5	62%	19%	19%	The teacher inspires me by his/her knowledge in the subject
				B TEACHING – LEARNING PROCESS
6	63%	21%	15%	The teacher is punctual to the class
7	65%	10%	25%	The teacher engages the class for the full duration and completes the course in time
8	71%	10%	19%	The teacher comes fully prepared for the class
9	38%	29%	33%	The teacher provides guidance counseling in academic matters in/outside the class
10	67%	10%	23%	The teacher encourages participation and discussion in class
11	35%	29%	37%	The teacher uses modern teaching aids/gadgets, handouts, suggestion of references, PPT, web-resources
12	58%	15%	27%	The teacher pays attention to academically weaker students as well
13	67%	10%	23%	The teacher relates the course material with real world situations
14	79%	6%	15%	The teacher's attitude toward the students was friendly and helpful
15	52%	17%	31%	The teacher has professional competence and is a role model
				C LIBRARY
16	31%	50%	19%	Do you visit the Library Regular:
17	42%	31%	27%	Are the required number of titles in your Subject available in the Library
18	44%	23%	33%	Are you satisfied with the cataloguing and arrangement of books in the Library
19	50%	23%	27%	Are you satisfied with the available Reading space in the Library
20	62%	15%	23%	Are the Library Staff co-operative and helpful
				D ADMINISTRATION
21	75%	6%	19%	Is the college office helpful in administrative matters
22	71%	2%	27%	Do you receive the Mark statements in time
23	54%	19%	27%	Are there enough clean class rooms available in the college
24	19%	63%	17%	Are the toilets cleaned properly
25	25%	54%	21%	Are you provided with enough drinking water
26	44%	40%	15%	Are you happy with the food served in the present canteen
27	38%	35%	27%	As there a Student Amenity Room in your College
28	19%	62%	19%	Are you making use of Suggestion Box Services in our College
29	27%	38%	35%	Do you think that your Grievances are Redressed when Suggestion Box is used
30	29%	48%	23%	Are you aware of the Career and Counseling Cell in our College
31	23%	56%	21%	Are you aware of the Language Lab. Equipments in our college
32	31%	44%	25%	Are you aware of the Internet Facilities/Wi-Fi/Broadband in our college

Principal
Jaintia Eastern College
Khliehriat